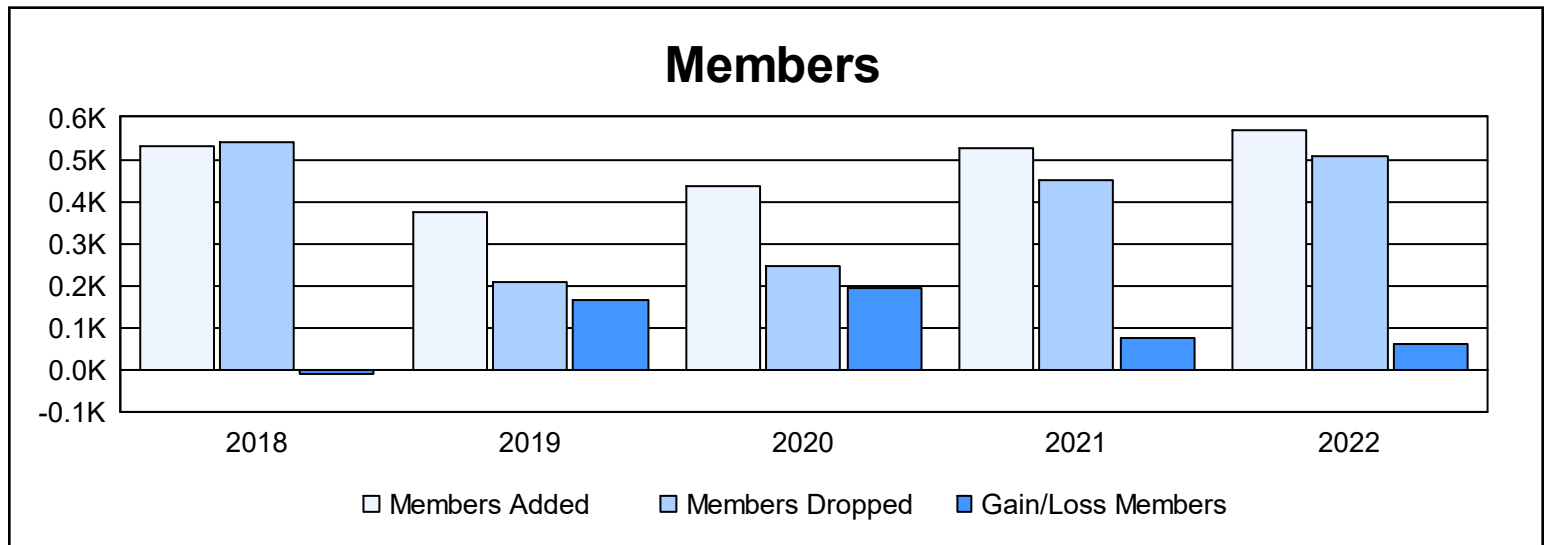
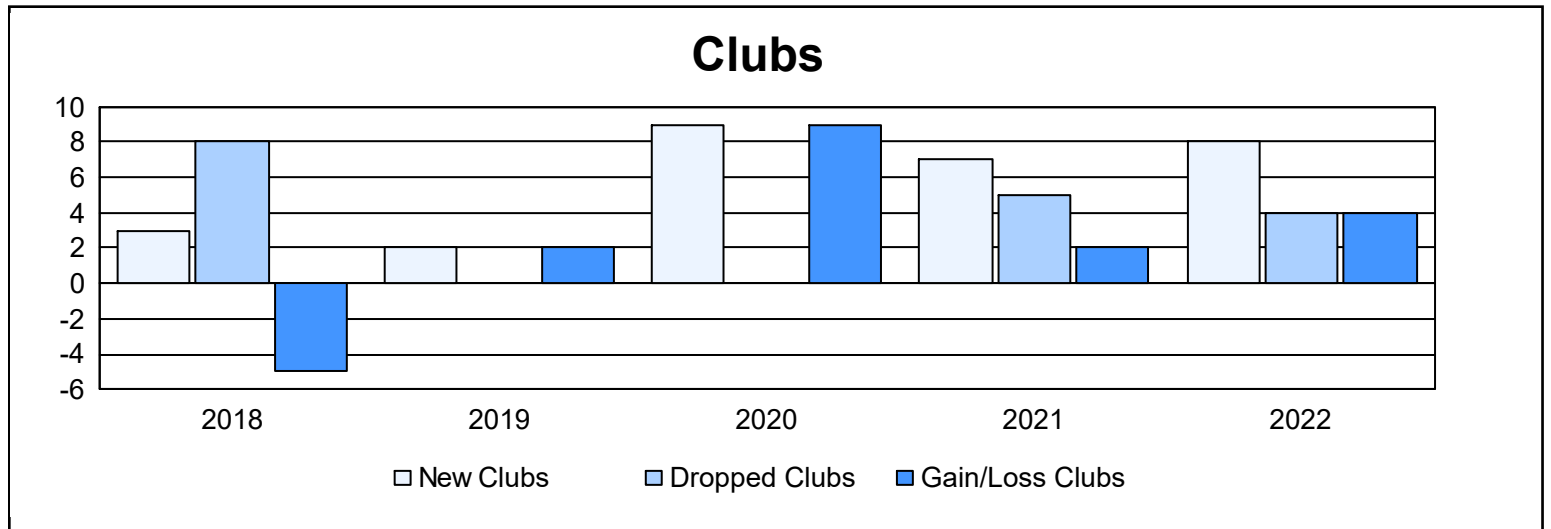
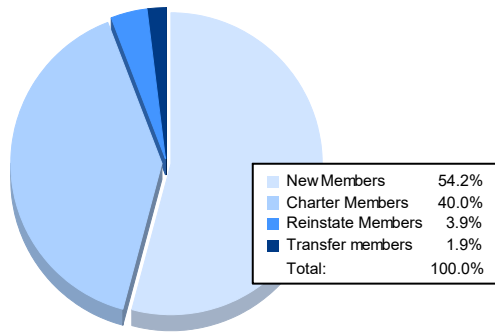


| Year | New Clubs | Dropped Clubs | Gain/ Loss Clubs | New Members | Charter Members | Reinstate Members | Transfer Members | Total Member Added | Total Members Dropped | Gain/ Loss Members |
|----------------|-----------|---------------|------------------|-------------|-----------------|-------------------|------------------|--------------------|-----------------------|--------------------|
| 2017-2018 | 3 | 8 | -5 | 225 | 171 | 132 | 2 | 530 | 539 | -9 |
| 2018-2019 | 2 | 0 | 2 | 221 | 74 | 71 | 8 | 374 | 207 | 167 |
| 2019-2020 | 9 | 0 | 9 | 202 | 212 | 22 | 2 | 438 | 245 | 193 |
| 2020-2021 | 7 | 5 | 2 | 295 | 198 | 24 | 9 | 526 | 451 | 75 |
| 2021-2022 | 8 | 4 | 4 | 308 | 227 | 22 | 11 | 568 | 505 | 63 |
| Average | 6 | 3 | 2 | 250 | 176 | 54 | 6 | 487 | 389 | 98 |



Membership Composition June 2022 Cumulative



Gender Composition June 2022 Cumulative

